

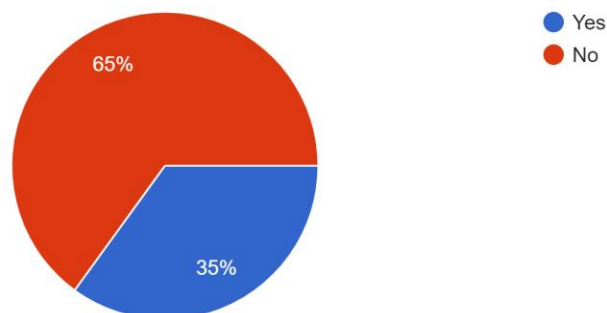
IATO Online Survey on COVID-19 Pandemic Effect on Employment in Travel & Tourism Industry

Result

1. Total number responded out of 1700 active and allied - **258**
2. Region wise members participated in Survey - **NCR- 172, NORTH – 13, EAST -9, SOUTH -21, WEST -43**
3. Total number of employees before Covid 19 - **7343**
4. No. of employees retained - **5359**
5. No. of Staff had their salary reduced - **4392**
6. No. of employees sent on leave without salary - **2090**
7. No. of employees laid off - **946**
8. Average percentage of reduction in salary – **41 %**
9. No. of companies whose staff is covered under PPF - **91**

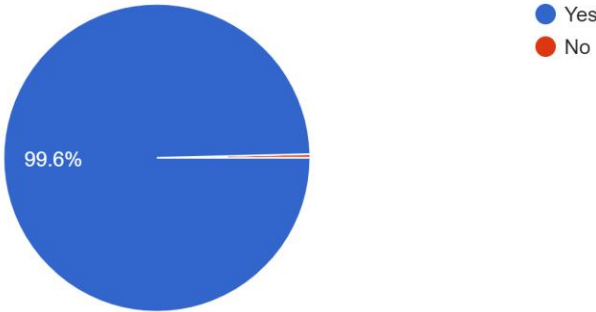
Are your employees covered under Provident Fund?

260 responses



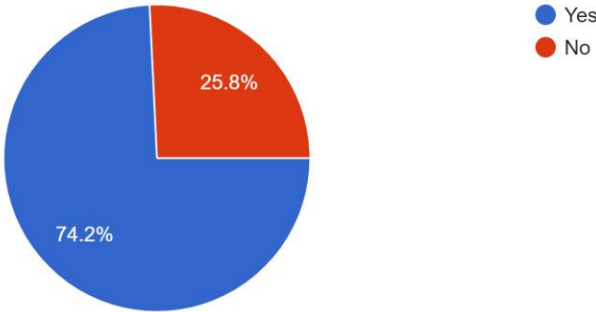
10.No. of companies registered under GST – 257

Is your company registered with GST Department?
260 responses



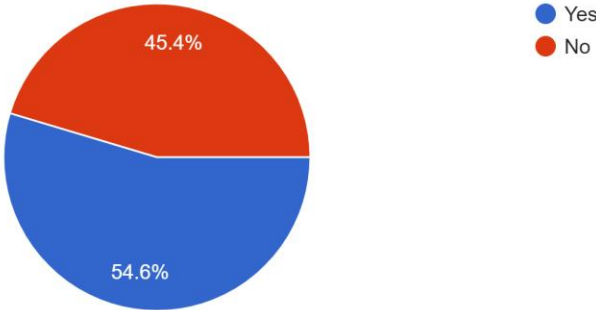
11.No. of Members recognised by Ministry of Tourism, Govt. of India – 192

Is your company recognized by the Ministry of Tourism, Govt. of India?
260 responses



12.No. of companies who are availing SEIS benefits – 141

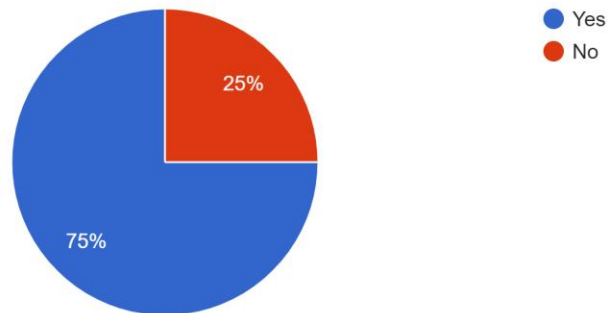
Are you availing SEIS benefits ?
260 responses



13.No. of companies registered under MSME – 194

Is your company registered with MSME?

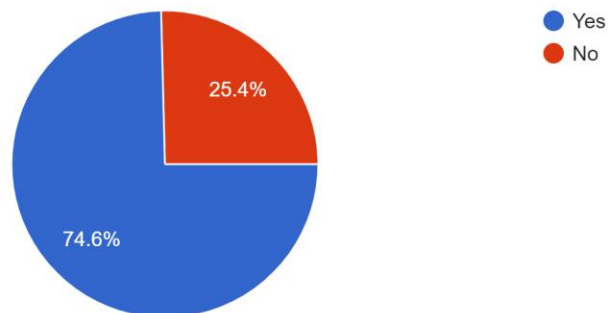
260 responses



14.No. of companies wish to avail MSME loan – 194

Are you interested in availing MSME loan ?

256 responses



15.Average no. of months companies have the capacity to sustain and pay salary to their retained working staff? – **2.78 months**

16. Companies expect to terminate more staff by September 2020

No. of companies who may terminate –

YES -68,

MAY BE -150

NO– 40,

Do you expect to terminate more staff by September 2020?

260 responses

